


Paper Weaving

Artists who weave
paper:


Troy Michie







Julie VonDerVellen







Select some pieces of paper...

Find some images you like in a newspaper or magazine.

Alternatively you could use plain coloured paper or different textured paper. You could see what you can find in your recycling.



Cut or tear the paper into strips...



Start weaving!

Lay out one layer of strips in a row.


One by one, thread the rest of the paper in and out of the first layer of strips.

Make sure each alternate row is going under where the previous strip went over and over where the previous strip went under.



Finishing your piece of work...

Once the paper is tightly compacted in a mat of paper, carefully turn it over and secure the back with tape. If you have tags of paper sticking out, you can fold these ends over to secure it even more.



The End!

I hope you enjoy this.

I look forward to seeing what you make!