

HATS

WORKSHEET BY SALLY TURNER



Various images found on the internet for inspo



HATS

WORKSHEET BY SALLY TURNER



Various images found on the internet for inspo



HATS

WORKSHEET BY SALLY TURNER



Various images found on the internet for inspo



HATS

WORKSHEET BY SALLY TURNER



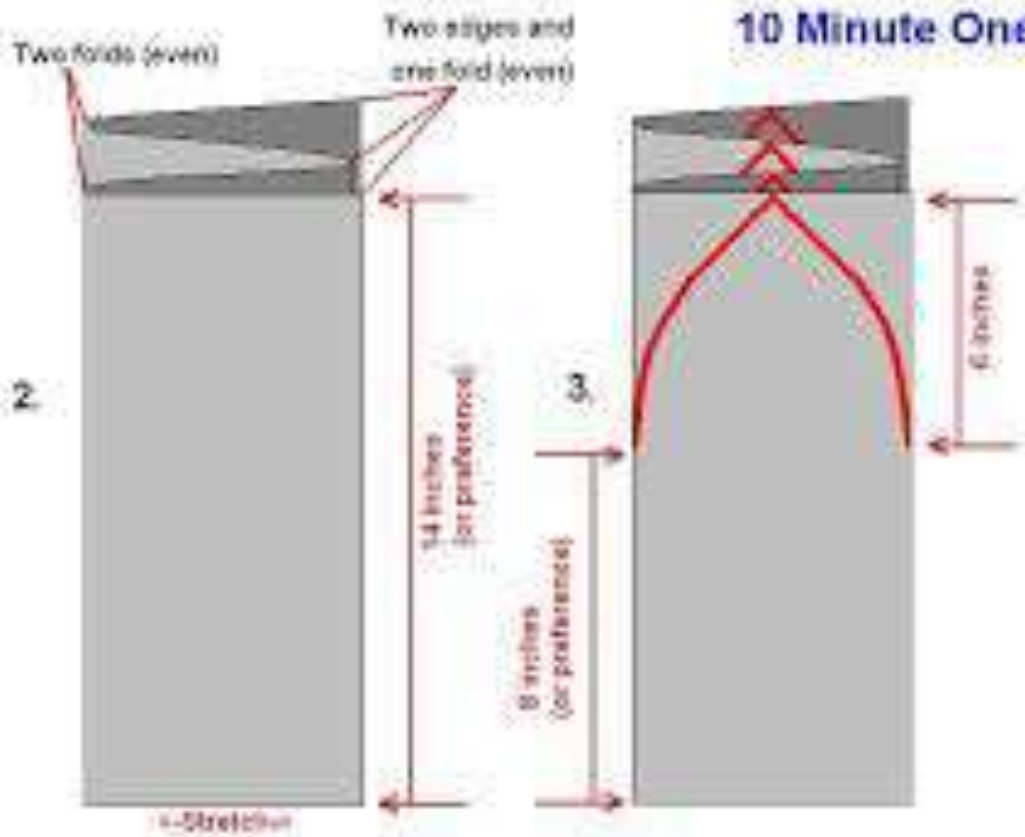
Various images found on the internet for inspo



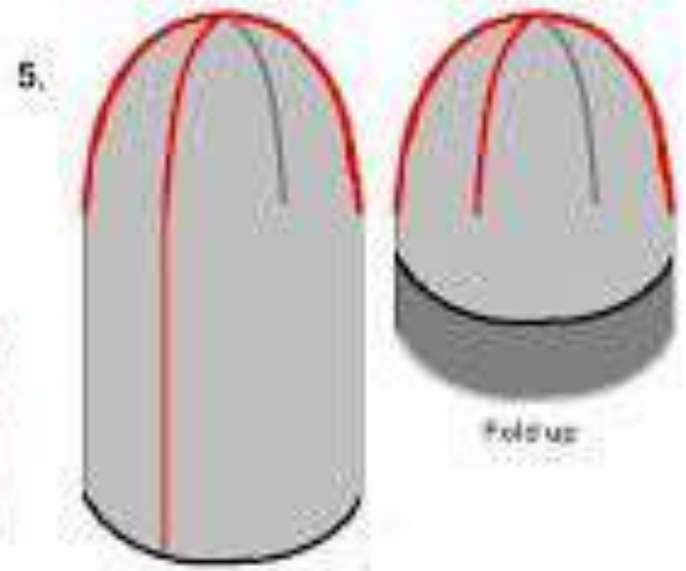
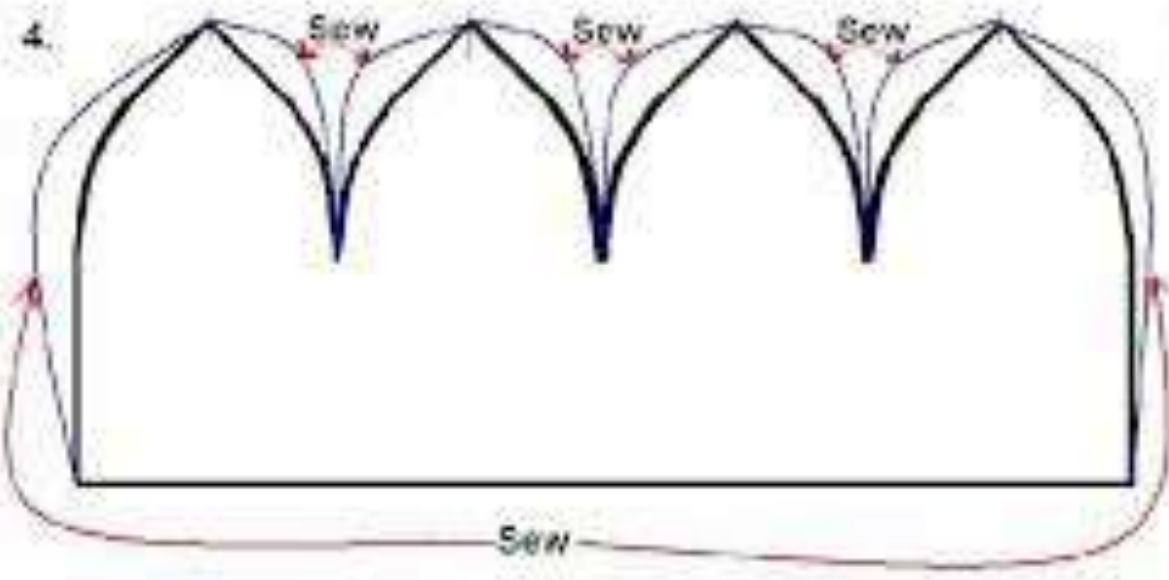
HATS

WORKSHEET BY SALLY TURNER

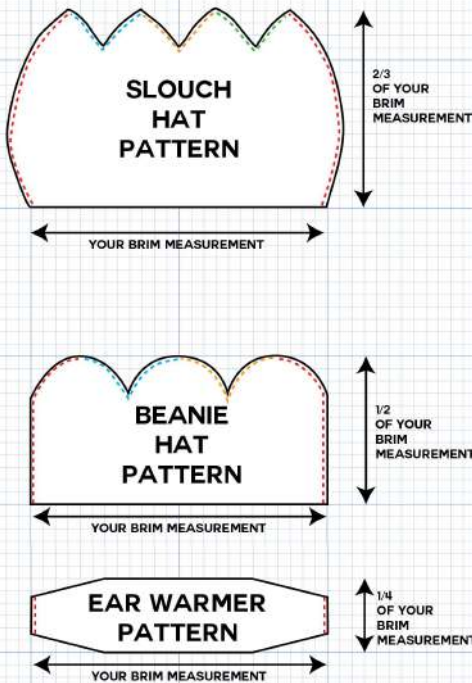
10 Minute One Piece Fleece Hat © Nancy Sewell



1. Measure around head over the ears. This will be the width measurement you use for the stretchy direction of the fleece. Depending on preference, the length should be about 14 inches.
2. Fold fabric in four as shown. Be careful to match the two folds on the one side and the two edges and fold on the other. Width of each section will be 1/4 of the head circumference.
3. Cut as shown through all four layers. If it is easier, you can make a pattern by using 1/4 of the head measurement and 6 inches - do not cut the fabric below the 6" cutting point. Start curving to the point in the middle - or just simply draw it on the fabric with sewing chalk.
4. Sew as shown being careful to match up the top.
5. Finish as desired or wear as is.



HAT PATTERNS

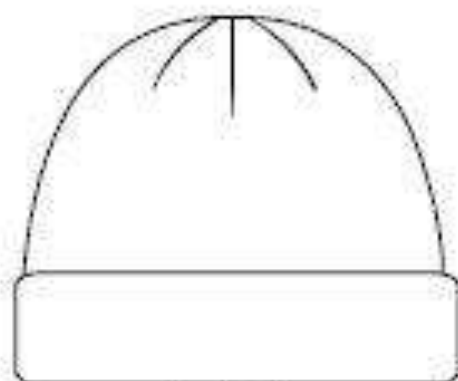


© JENUINEMOM.COM

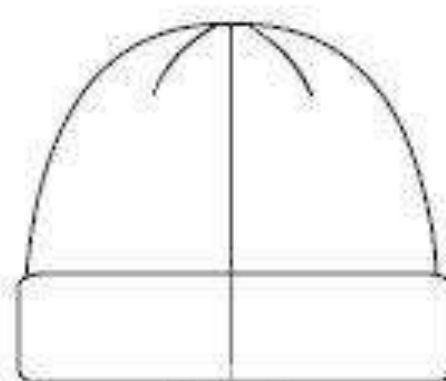
Various images found on the internet for inspo



BRISA BEANIE



Front view



Back view

> SIZE S/M/L

S (53 cm | 20 7/8 in)

M (56 cm | 22 1/8 in)

L (60 cm | 23 5/8 in)

This beanie pattern is close fitting.

> FABRIC

0.6 m / 0.65 yards

Rib knits with some give, sweater rib knits without spandex is a great option. The fabric should have at least 70% stretch.

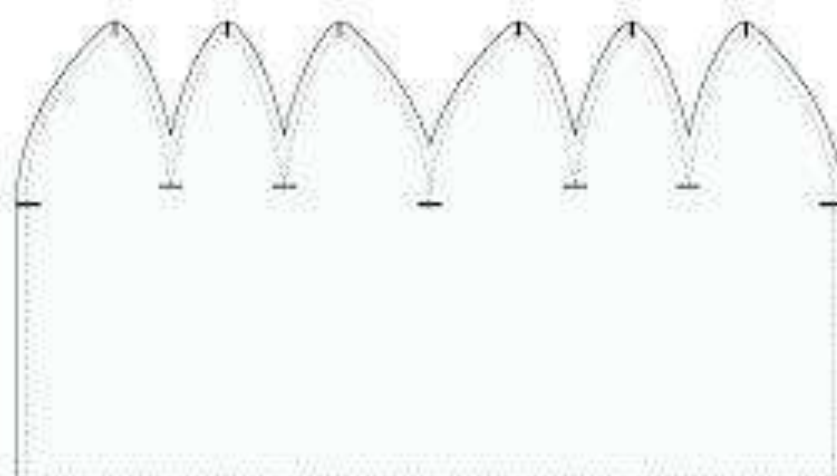
> SEAM

Use a narrow zigzag or a narrow 3-thread overlock seam.
Seam allowance: 5 mm (1/5 in) is included in the pattern.

> KEY GUIDE

Pattern	Right side	Wrong side	Stitch lines

> PATTERN PIECE



HATS

WORKSHEET BY SALLY TURNER



Various images found on the internet for inspo



HATS

WORKSHEET BY SALLY TURNER

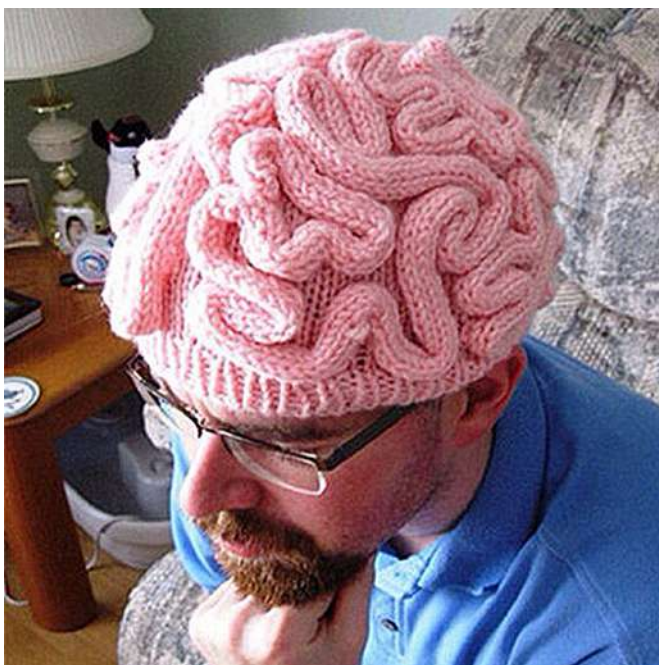


LLAMA HAT
Free Crochet Pattern

pattern & photos: Melissa Hassler



Various images found on the internet for inspo



HATS

WORKSHEET BY SALLY TURNER



Various images found on the internet for inspo



HATS

WORKSHEET BY SALLY TURNER



Various images found on the internet for inspo



HATS

WORKSHEET BY SALLY TURNER



Various images found on the internet for inspo



HATS

WORKSHEET BY SALLY TURNER



Various images found on the internet for inspo

