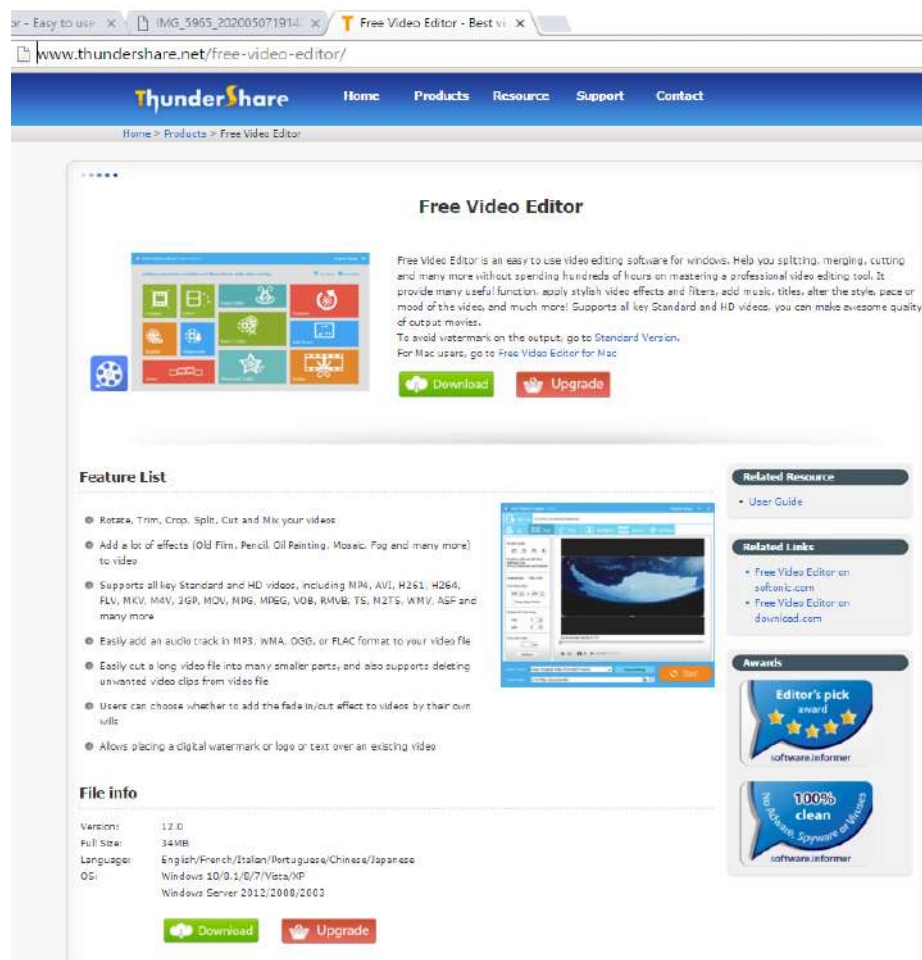
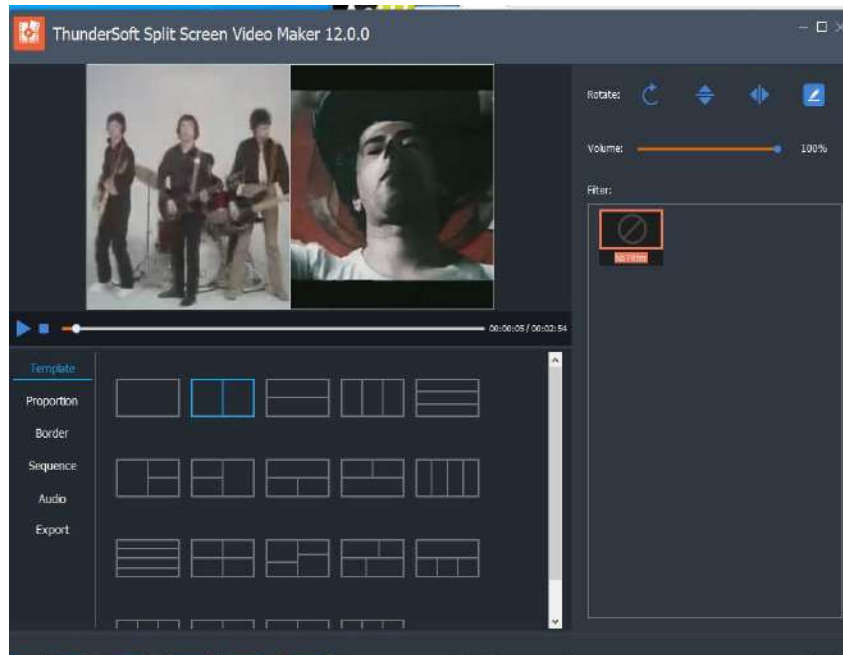


Video Editors you can download and use for free: from Kim Bennett – Creative computing 12-05-20

1. 'Free Video Editor' by Thundershare software. Great for quick projects that don't require fine detail such as editing frames

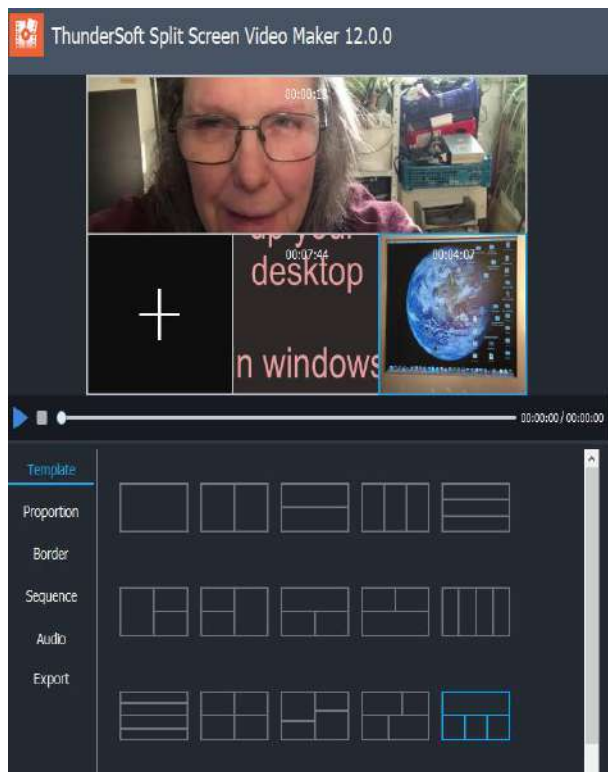


The 'Free Video editor' by Thundershare is very easy to use, and has quite a lot of features in handy panels which mean you don't need to learn about menu tools. Its great if you have simple tasks to do such as rotating mobile phone footage, trimming and cutting a video, joining clips together, loading two or more clips together in split screens, adding audio etc. Self-explanatory options shown above. Each panel includes the other options in side menu, so you can quickly edit a video. It doesn't show frames or audio waveform, but you can cut and join both audio and video.

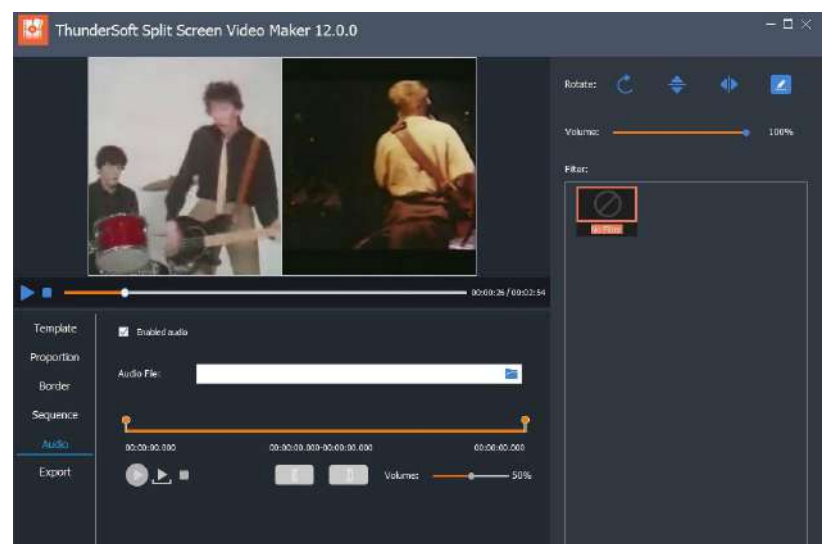


This shows the split screen editor – showing many formats. Each format section has a cross in the middle which you click on – this lets you browse for a video or clip. As you can see, you could have up to 4 different videos in varied formats screen sharing, which can be exported as a single new video

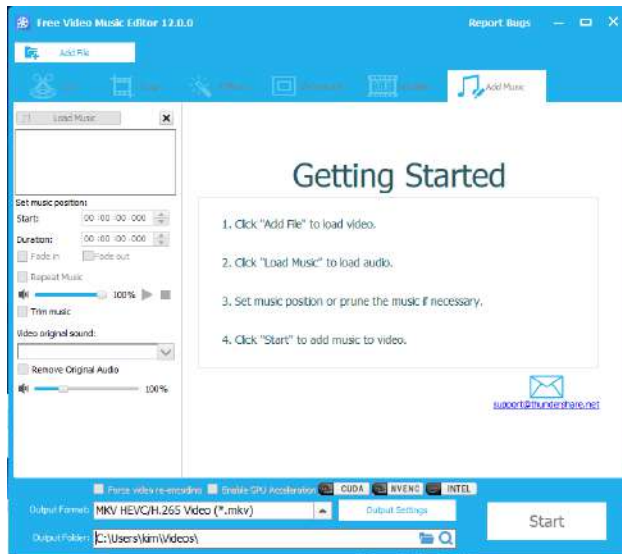
This shows 4 way shared screen with video clips in three of them. The white cross is where you click to browse for video clips.



This is the audio editor within the split screen editor – you can trim the length change volume, insert a new audio clip in this project

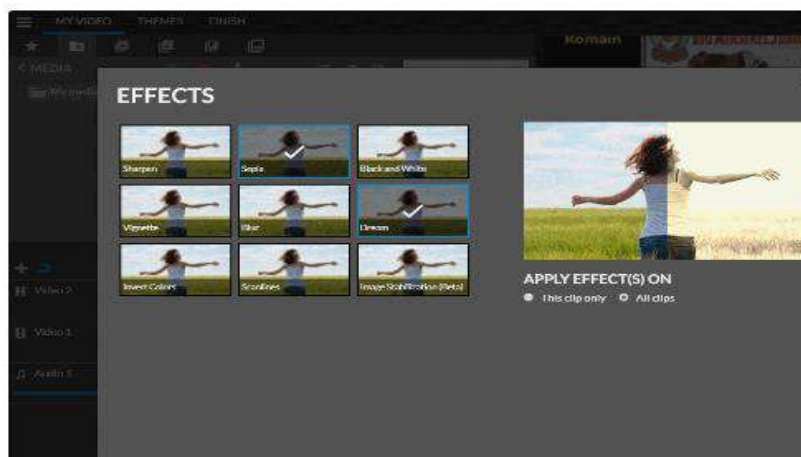


This is the stand alone audio editor – you can edit your audio before adding it to video. When finished you can save a project file or export it in a range of common formats.



2. WeVideo is an online video editor – seems quite useful, very useful if you want to edit something on the go

WeVideo



WeVideo is an easy-to-use cloud-based video editor. The site pairs advanced video editing features with a simple interface, so you don't need to be a pro to create great movies. You control everything in your video, including motion effects, scene transitions, and green screen.

Sophisticated features include still photo animation, clip transformation, and voiceover. You can add custom branding and free music tracks from WeVideo's library of copyright-free music.

Upload your photos, videos, and audio to the cloud, and you can access them whenever you need them, wherever you have internet access. When you are finished editing your video, you can download it or leave it in the cloud so that you can post it to networks like Facebook and Twitter. WeVideo can also be used to embed videos on your website.

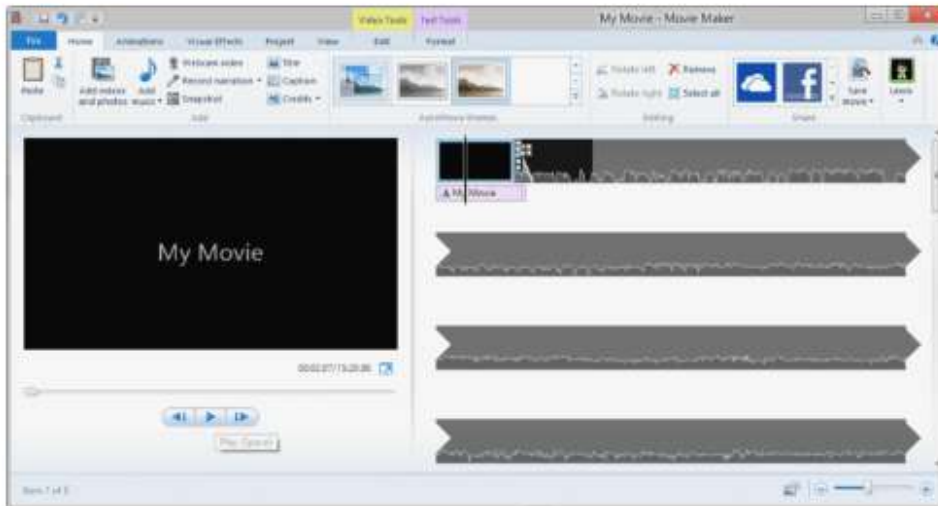
WeVideo offers plans that cost only a few dollars a month. A free option is available, too, that lets you store up to 1GB of video and work with video files up to 480p resolution.

Visit WeVideo

3. Old and still useful, but not easy to find

06 Movie Maker (Windows)

of 06



Wikimedia Commons

What We Like

- ✓ User-friendly with a classic Microsoft feel.
- ✓ Great for beginning video editors.

What We Don't Like

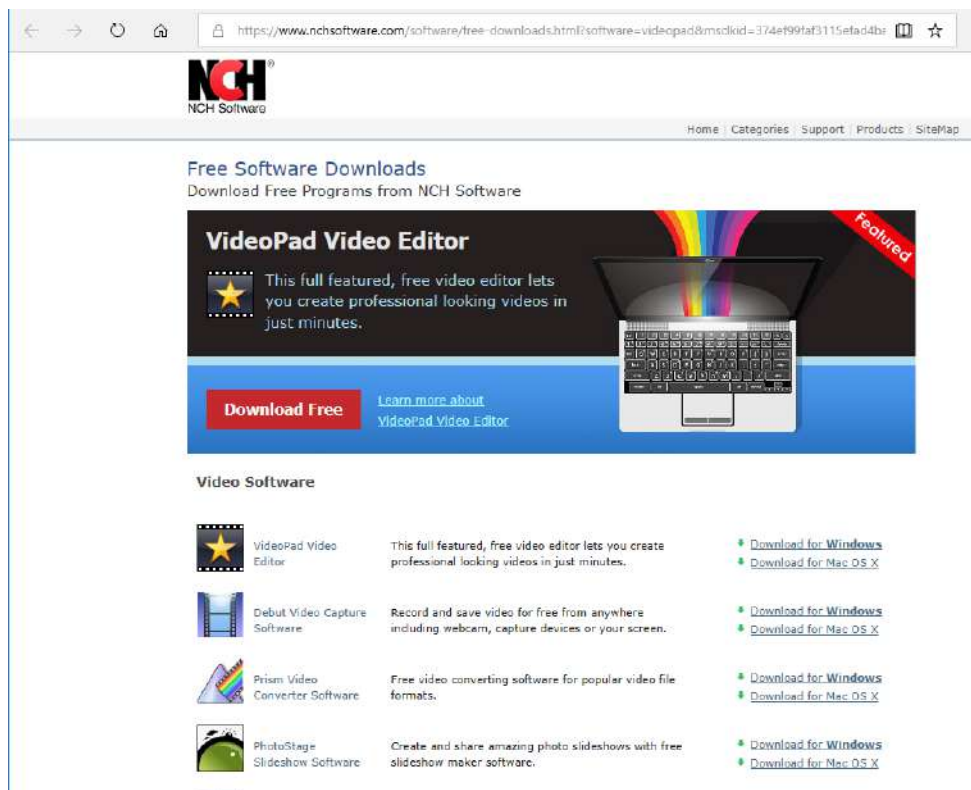
- Limited functionality.

Movie Maker was Windows' pre-installed free video editing software. While it is no longer pre-installed (as of Windows 8), you can still download this application from some third-parties and use it to create and share high-quality movies.

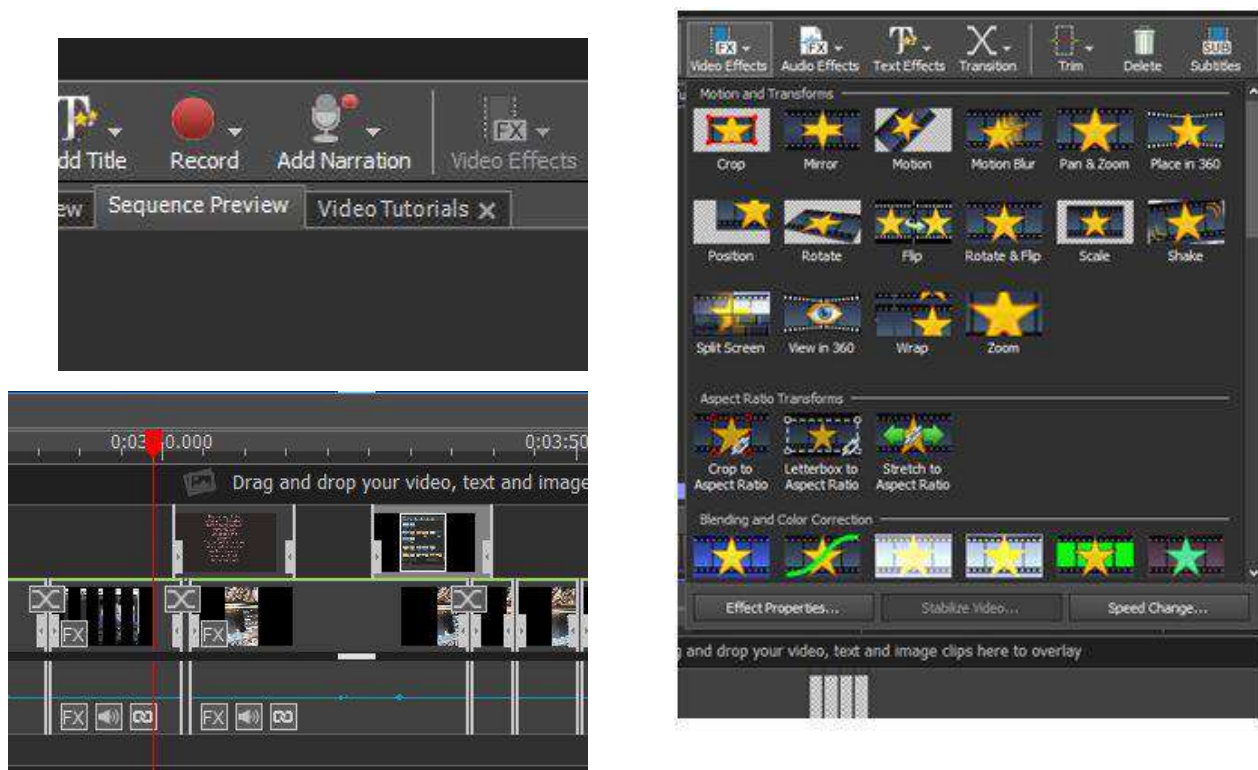
It's included in this list because it's already on lots of Windows computers, which means you might not even need to download anything in order to start using it.

[Download Windows Movie Maker](#)

4. **VideoPad** – I have found VideoPad to be a great editor, easy to find and download, and you can edit frames and audio, add multiple tracks, overlay images, edit waveforms, delete in fine detail etc. you can also split screens, join clips, change and crop sections and other useful edits. I made a video about using it in that program. NCH software also has other useful apps such as Debut video capture –includes screen recorder to capture your screen edits, and it also can edit video clips from devices.



You can edit in fine detail, separate and edit audio tracks, record audio and narration into the track and work with multiple video tracks which allows you to do quite complicated projects. These are from the Pro version.



5. VideoPad (Windows and Mac)



Educational version

Another video editing software program for both Windows and Mac is VideoPad, from NCH Software. It's free for non-commercial use.

It supports drag-and-drop, effects, transitions, 3D video editing, text and caption overlay, video stabilization, easy narration, free built-in sound effects, and color control.

VideoPad can also change the video speed, reverse the video, burn DVDs, import music, and export movies to YouTube and other similar sites and a variety of resolutions including 2K and 4K.

[Download VideoPad](#)

The reviewer says the educational version lacks advanced features, however it does have more features than most of the others in this list! The Professional version is available as an upgrade, for around £25 .

Debut Video Capture also by NCH is also useful, you can capture the screen actions, import video from devices and edit them with similar tools to VideoPad.

This is another free video converter and editor- good for quick projects.

6. **Freemake Video Converter (Windows)**



What We Like

- ✓ Supports many input formats.
- ✓ Burn files directly to a disc.
- ✓ Easy-to-use editing features.

What We Don't Like

- May require purchase of needed features.
- Can be slow to make conversions.
- Limited number of output formats.

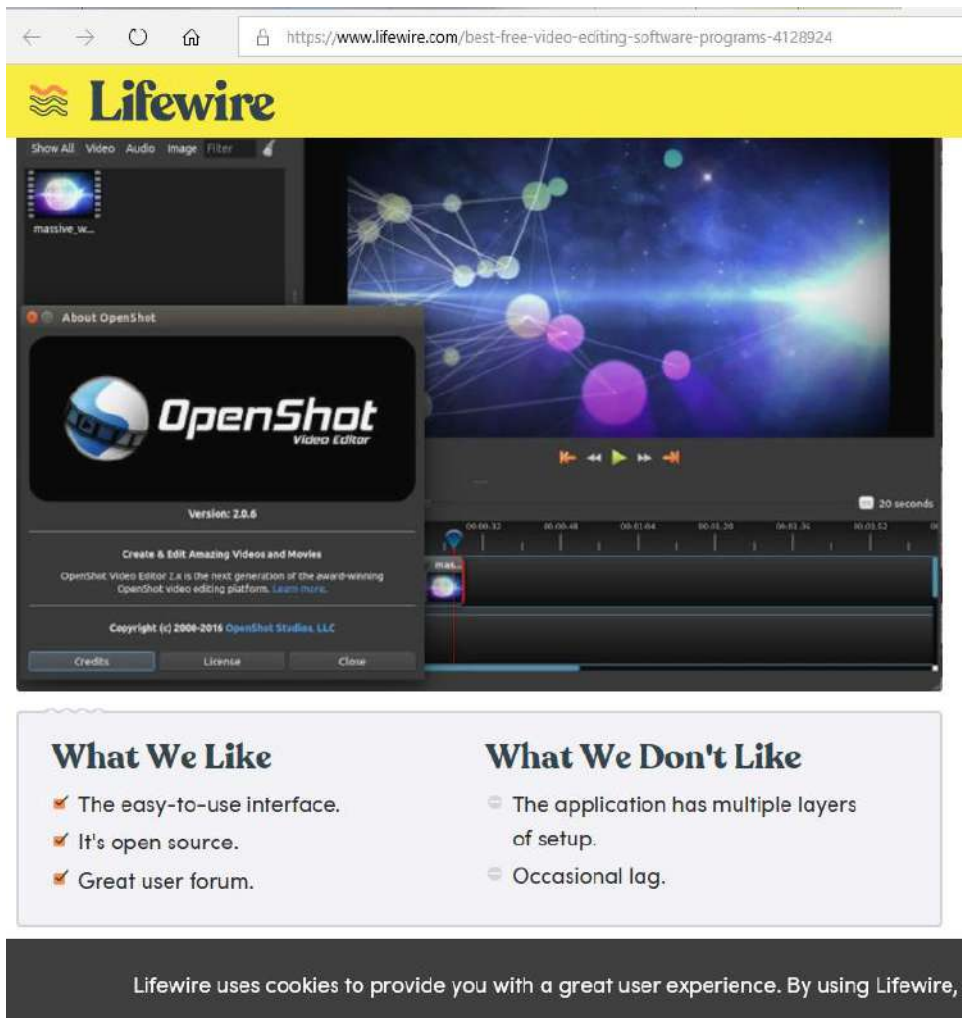
Freemake Video Converter is a free video converter with simple and easy-to-use editing features that set it apart from some of the more complex and confusing editors.

Being able to do light editing to your videos with the same tool you use to convert the file to a variety of other formats, or even burn the files directly to a disc, is convenient.

Some of the video editing features of this program include adding subtitles, clipping out sections you don't want in the video, removing or adding audio, and merging or joining videos.

Download Freemake Video Converter

7. Lifewire – another free video editor –this one you download and install
– this lets you edit the timeline in detail



The screenshot shows a web browser window with the address bar displaying <https://www.lifewire.com/best-free-video-editing-software-programs-4128924>. The Lifewire logo is at the top. The main content area features a video player showing a network diagram with nodes and lines. Overlaid on the video is an 'About OpenShot' dialog box. The dialog box includes the OpenShot logo, the text 'Version: 2.0.6', a description 'Create & Edit Amazing Videos and Movies', and a copyright notice 'Copyright (c) 2006-2016 OpenShot Studios, LLC'. Below the dialog box, there are two columns of text: 'What We Like' and 'What We Don't Like'. At the bottom, a dark banner contains a cookie notice: 'Lifewire uses cookies to provide you with a great user experience. By using Lifewire, y'.

What We Like

- ✓ The easy-to-use interface.
- ✓ It's open source.
- ✓ Great user forum.

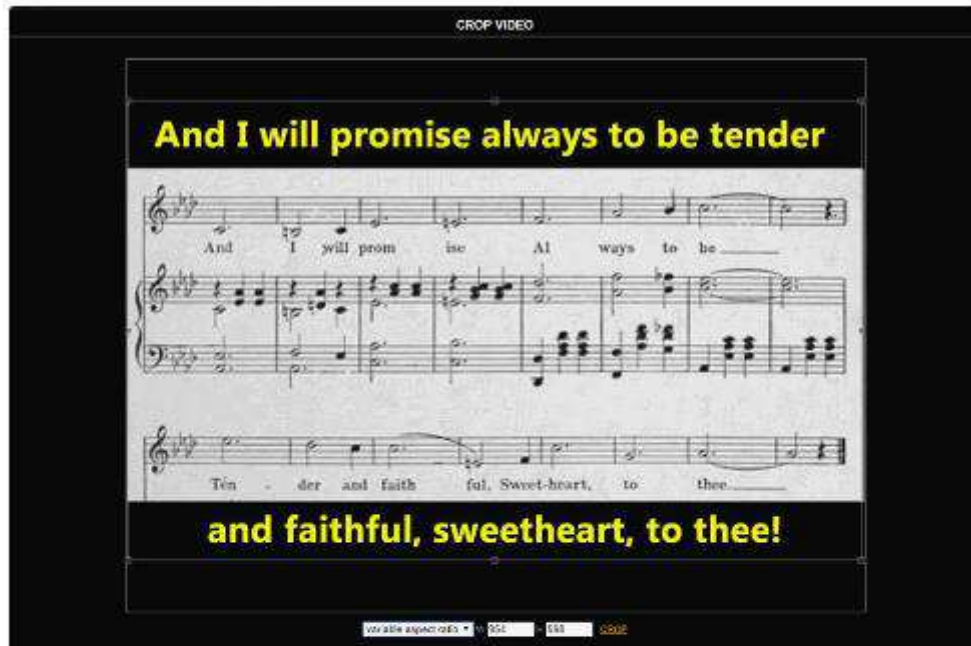
What We Don't Like

- ✗ The application has multiple layers of setup.
- ✗ Occasional lag.

Lifewire uses cookies to provide you with a great user experience. By using Lifewire, y

8. Online editor- If you need to edit online in some detail on larger scale projects, this might be worth knowing about. Also could be used as an online video converter if you needed to change format.

Video Toolbox



Video Toolbox is a free online video editor that can work with videos up to 1.5 GB in size. This online video editor goes beyond basic editing to address sophisticated tasks such as conversions and cropping.

Here are some of the features you'll find in Video Toolbox:

- Converts videos between popular file formats including MP4, MOV, and MKV.
- Available option to add a text watermark over your video.
- Trims the start and end times of your video.
- Offers the ability to merge videos.
- Supports demux, letting you extract audio, video, or subtitle text from a file.
- Downloads flash video files from several video streaming websites.

[Visit Video Toolbox](#)