

## Design a T shirt

Hello Printmaking group

I hope you are all doing ok and enjoying the lovely sunny weather (it is definitely helping me to stay positive). Here are some fun and playful T shirt designs to get your creative juices flowing because, guess what? I'd like you to design one :)

As you can see simple things are very effective - you could come up with a drawing, an organic shape, a word, a slogan - as always anything goes.

If you would like to use colour on your design no problem, or keep it black and white (we can print it in a bright colour when we get back to Core Arts).

I have included a design sheet to sketch out ideas and then draw it out on the larger T shirt (or a bigger piece of paper).

Missing you all and I look forward to seeing your designs.

Helen :)

You will need:

Pen, colours- optional, ideas....




## T Shirt Design

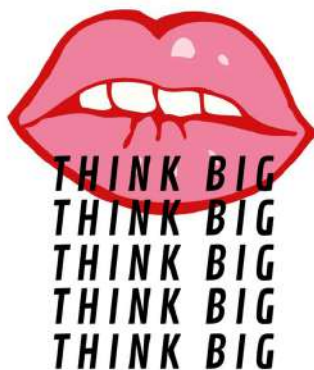


**Step 1. Think of graphic**  
this could be inspired by...

- animals
- plants
- vehicles
- food
- domestic objects
- instruments
- a famous person
- face/ body part
- buildings
- clothes
- words
- quotes
- song lyrics
- a single letter
- patterns
- shapes
- a mythological creature







### Draw your ideas out

Try a few different designs (sheet attached), change the scale, overlay ideas



### Choose your favourite design and draw it out

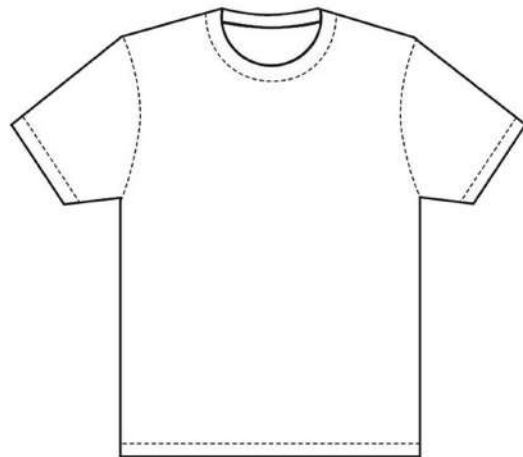
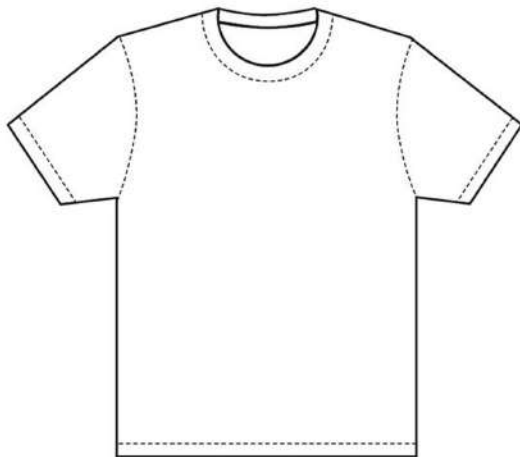
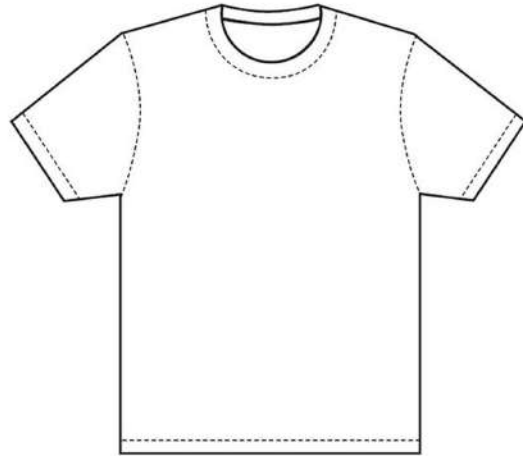
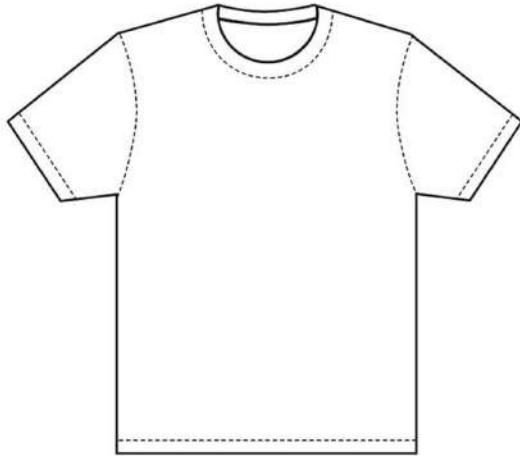
think about...

the size of the design, the colour, where it is placed



## Design sheet

For your ideas...



Final design

