

## **HAPPY THURSDAYS**

### **THE KEY OF Am**

**Hello and welcome back, last week we were looking at the chords in the key of C, and their relationships with each other.**

**We found that the 1st, 4th, and 5th note in any major key are major chords, and the 2nd, 3rd, and 6th note we're all minors.**

**the 6th chord, in the progression has a special relationship with the 1st as it's relative minor.**

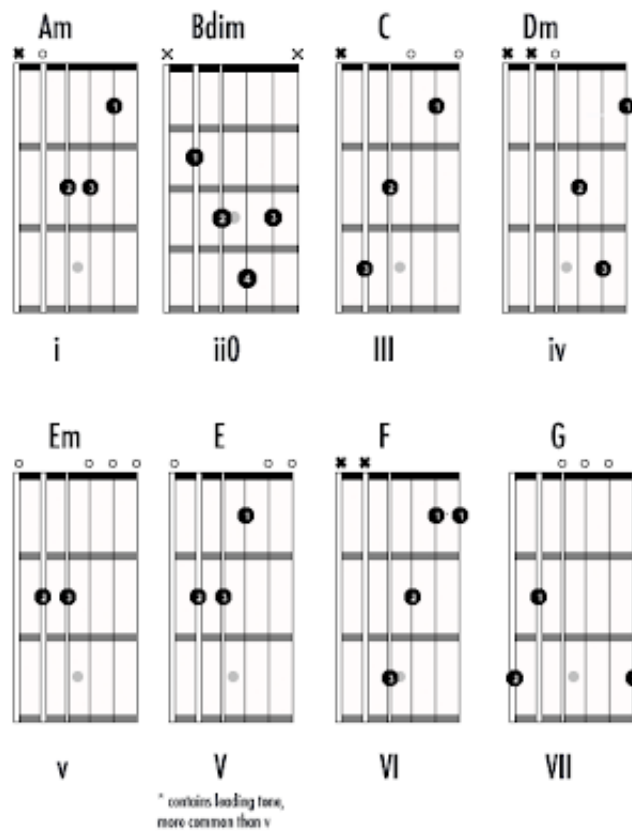
**So today we are looking at the key of Am.**

**It has all the same chords as the key of C, but of course starts at Am. if you look at the 3 chord theory of the 1st ,the 4th and the 5th chord in the progression here, that makes the 3 main chords in the key of Am , Am/Dm/Em. Which is of course fantastic if you want that bluesy slightly sad sound. You can of course use all the other chords in the progression, but as a guide line the key of a song is usually the chord it starts with.**

# 1st Position Chords

key: A minor

www.DiscoverGuitarOnline.com



## Chords in the key of C.

### Am

1st -C.

2nd -Dm.

3rd -Em.

4th -F.

## Chords in the key of

Am

Bdim

C

Dm

<b>5th- G.</b>	<b>Em</b>
<b>6th -Am.</b>	<b>F</b>
<b>7th -Bdim.</b>	<b>G</b>

**Key of C - 3 chord theory - 1st, 4th, 5th chord are major, 6th chord relative minor**

**Key of Am- 1st, 4th, 5th, chords are minor.(when we get to the next Key which will be G, the 6th chord will be a sharp#)**

**Piano**

**So piano ,bass, guitar, string, or wind instruments whatever key your in the intervals are the same for major keys**

**1st note/ semitone/ 2nd/semi tone/ 3rd/4th/semi tone/ 5th/ semi tone/ 6th/ semi tone/ 7th/ 1st**

**And for minor keys**

**1st note/ semitone/ 2nd/3rd/semi tone/ 4th/semi tone/ 5th/ 6th/ semi tone/ 7th/ semi tone/7th**

## CHORDS IN THE KEY OF A MINOR

**A Minor**



**A Minor Seventh**



**B Diminished**



**B Minor Seventh Flat Five**



**C Major**



**C Major Seventh**



**D Minor**



**D Minor Seventh**



**E Minor**



**E Minor Seventh**



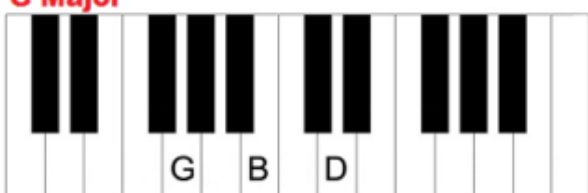
**F Major**



**F Major Seventh**



**G Major**

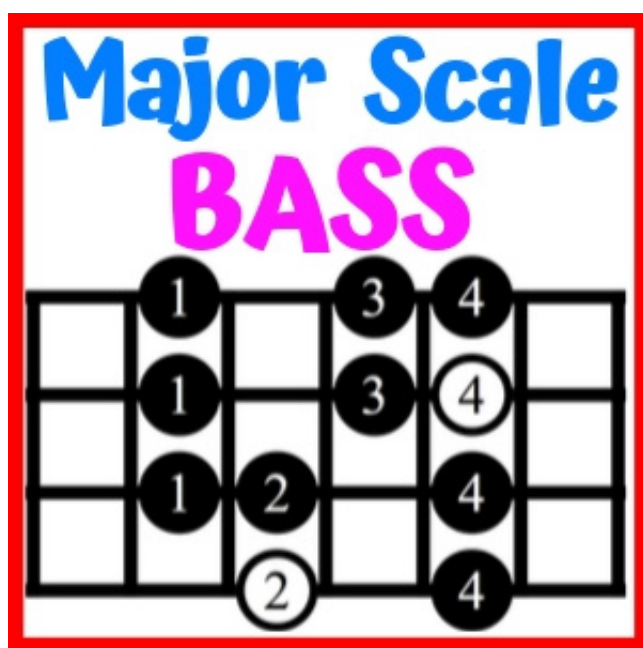


**G Dominant Seventh**

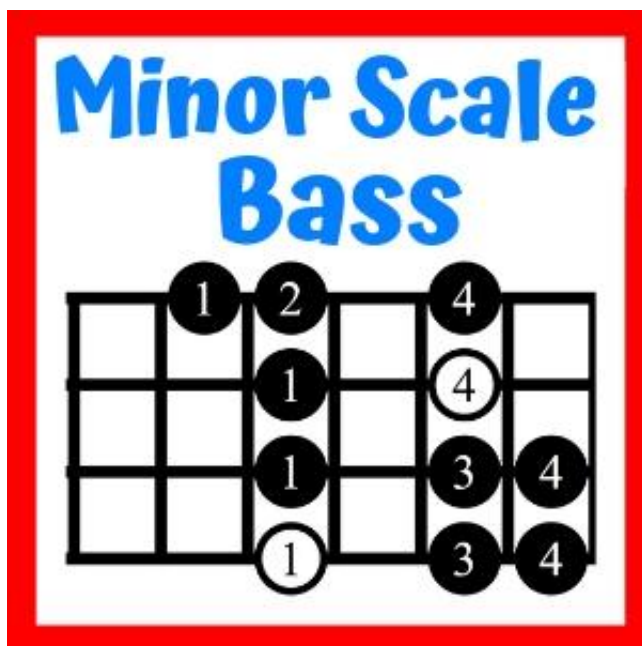


## Bass fingering for major and minor keys

As you can see below the finger pattern you can use for any major key is shown below. The white note is the starting note, so for the C scale you would start this on the 8th fret of the E string, or the 3rd fret of the A string. The second white note here makes the C octave, so you could actually reposition your starting finger here and do the same pattern.



The minor scale pattern is below and again, place the first white note on the 5th fret on the E string for it to start on A, for the scale of Am.



Both of these patterns are great to use in the keys of C and Am as we now have seen how closely they are connected.

I hope this is beginning to make sense any questions please post on the Vimeo site.

Have fun, stay safe, Lorraine

Jolene chords by Dolly Parton

[Intro]

---

Am  
(4 bars)

[Chorus]

Am C G Am  
Jolene, Jolene, Jolene, Jolene

G Am  
I'm begging of you, please don't take my man  
Am C G Am

Jolene, Jolene, Jolene, Jolene

G Em Am  
Please don't take him just because you can

[Verse]

Am C  
Your beauty is beyond compare  
G Am  
With flaming locks of auburn hair  
G Em Am  
With ivory skin and eyes of emerald green  
Am C  
Your smile is like a breath of spring  
G Am  
Your voice is soft like summer rain  
G Em Am  
And I cannot compete with you, Jolene

[Verse]

Am C  
He talks about you in his sleep  
G Am  
There's nothing I can do to keep  
G Em Am  
From crying when he calls your name, Jolene  
Am C  
And I can easily understand  
G Am  
How you could easily take my man  
G Em Am  
But you don't know what he means to me, Jolene

[Chorus]

Am C G Am  
Jolene, Jolene, Jolene, Jolene  
G Am  
I'm begging of you, please don't take my man  
Am C G Am  
Jolene, Jolene, Jolene, Jolene  
G Em Am  
Please don't take him just because you can

[Verse]

Am C  
You could have your choice of men  
G Am  
But I could never love again  
G Em Am  
He's the only one for me, Jolene  
Am C  
I had to have this talk with you  
G Am  
My happiness depends on you  
G Em Am  
Whatever you decide to do, Jolene

[Chorus]

Am C G Am  
Jolene, Jolene, Jolene, Jolene  
G Am  
I'm begging of you, please don't take my man  
Am C G Am  
Jolene, Jolene, Jolene, Jolene  
G Em Am  
Please don't take him even though you can  
X

By helping UG you make the world better... and earn IQ

[SUGGEST CORRECTION](#)

Please rate this tab

