

Hi Core Arts computer class! This is Kim (Tues and Fri creative computing classes)

This is about how to download an app or programme on a PC (same as for Macs mostly) and use it.

The first step is to go to the internet browser and search for software that will do what you want and not be too full of advertising or cost too much. Let's start with one you may have used at Core Arts – Media Human. It's important to find the right version, as there are different options.

The one that we have used at Core that converts YouTube videos to MP3 audio files that you can play on your phone or add to a playlist is 'MediaHuman YouTube to MP3 Converter'. Make sure you chose Mac or PC version as relevant.

Select Download, wait for it to complete (about 30 secs).

HOME > WINDOWS > MP3 & AUDIO SOFTWARE > RIPPERS & CONVERTING SOFTWARE > MEDIAHUMAN YOUTUE MP3 CONVERTER



MediaHuman YouTube to MP3 Converter

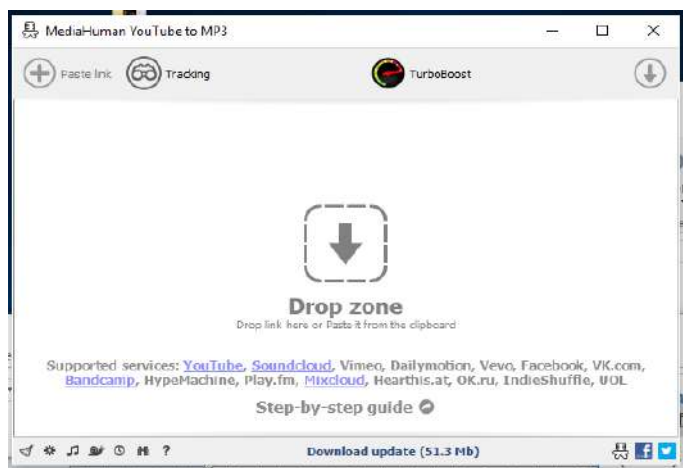
FREE / MediaHuman / Windows XP/2003/Vista/7/8/10 / Version 3.9.9.35 /

FULL SPECS ▾

45 USER VOTES ★★★★★

Now you can install it on your computer or laptop. You will see a screen asking you to save or run the app- saving it keeps the download and installs it , 'run' installs it directly – both options install it in the programs folder in the C- Drive.

The screen for media human should open and the desktop icon should appear on your desktop



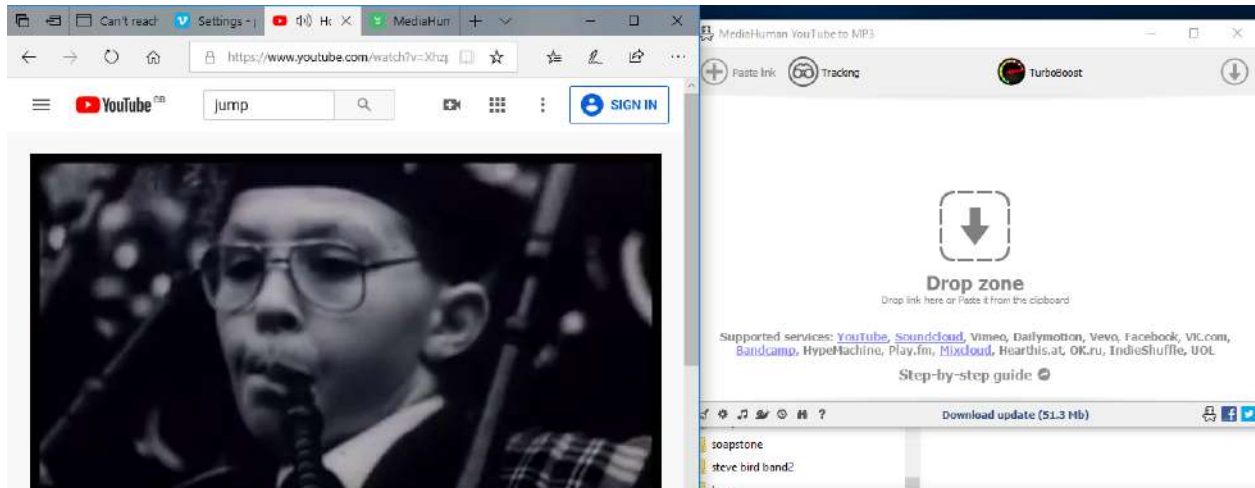
Screen



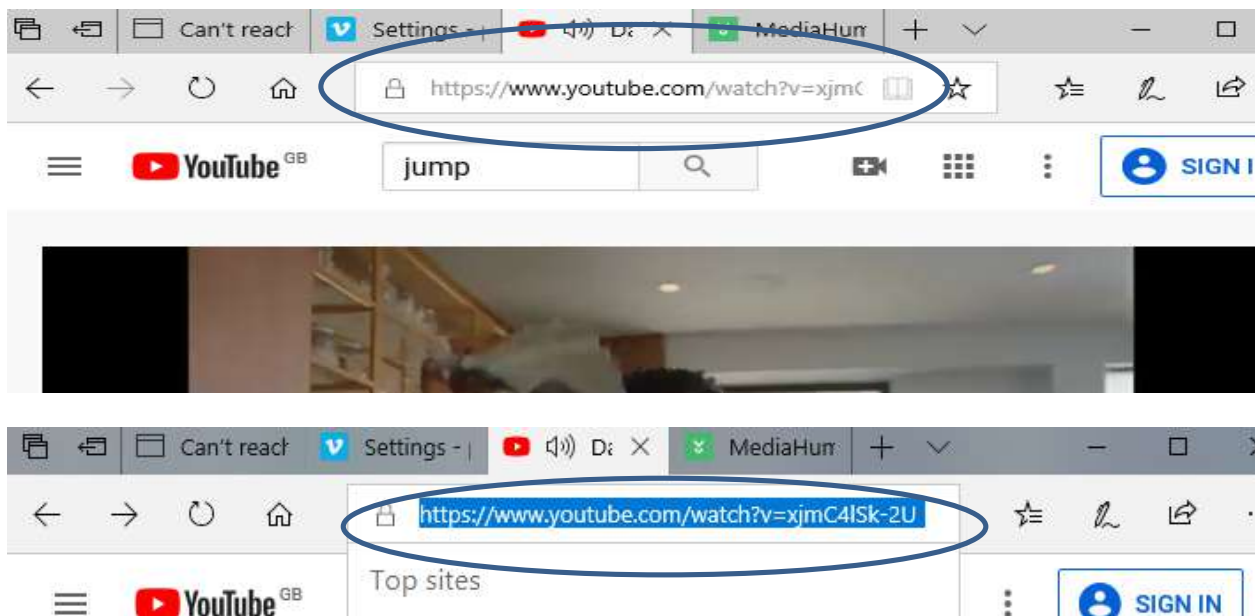
desktop icon

You can start using it with YouTube video tracks – not for playlists or long (over 30mins) videos, but that gives quite a lot to choose from for personal use.

Open YouTube, choose your video track

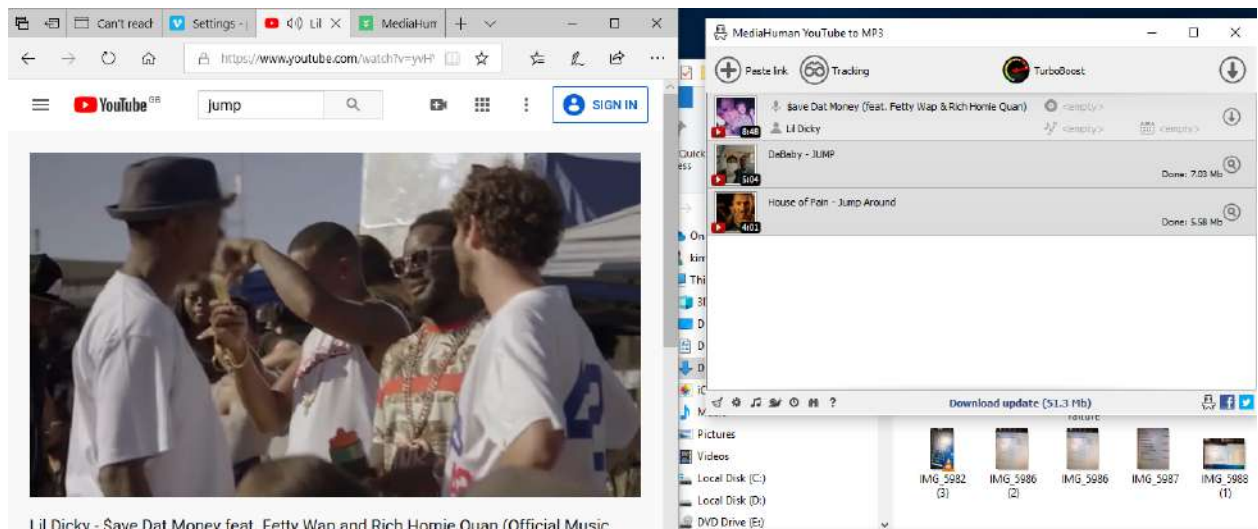
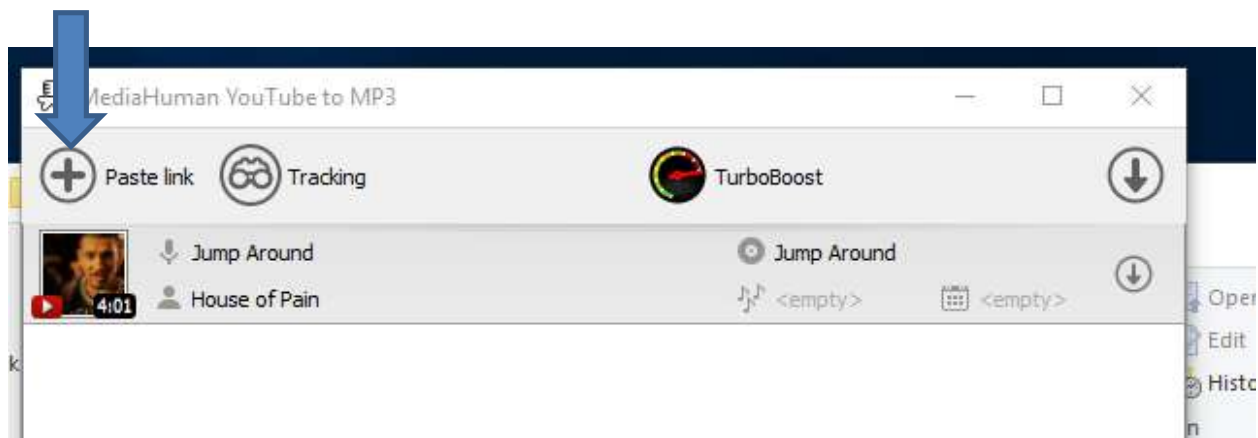


The PC version means you have to copy the link rather than drag it , so select the URL – ie the video's address -

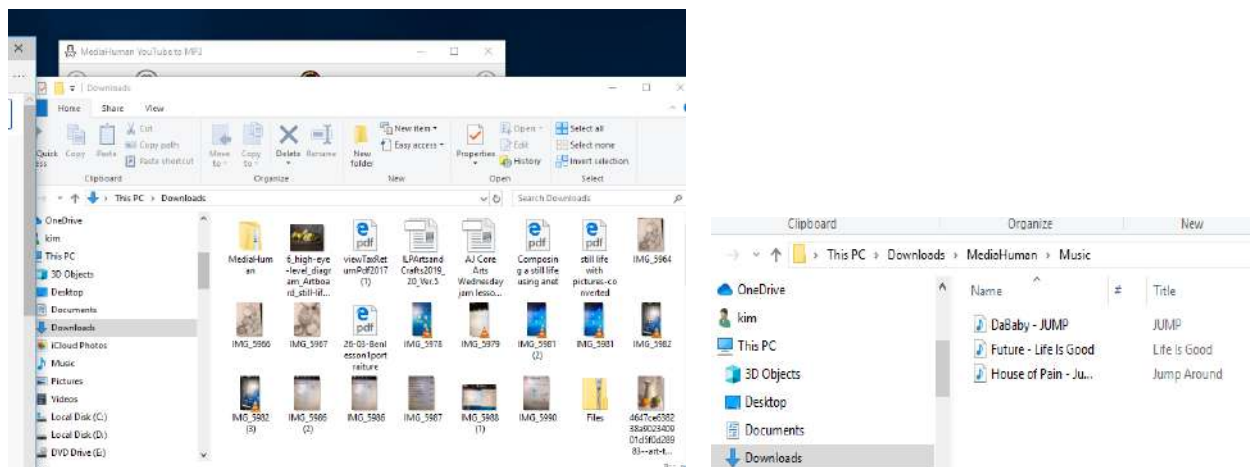


Select the web address , right click with your mouse and choose 'copy'

Then click on the Media Human screen and select **+**Paste link. The video link will appear, you can add more links or convert it now



When you're ready you can convert them- select the arrow – on Windows they are downloaded to Downloads folder in the system into a folder it creates called 'Media human'. (on Macs they go into the system's music folder.)



You can now add them to your music library, make a playlist and burn a cd, or import them into your phone or mp3 player.